

CONEXÕES INSTANTÂNEAS

INFORMAÇÕES TÉCNICAS

- Pressão de trabalho: 8 BAR (8kgf / cm²)
- Pressão negativa (Vácuo) : 8 BAR
- Temperatura de Trabalho: 0 - 60°C
- Fluido: Ar
- Material: Latão Niquelado e Ferro, Garra em Zinco
- Tipos de Vedação: O Ring (Rosca BSP) e Teflon (Rosca NPT)
- Medida de Roscas: M5, M6 1/8, 1/4, 3/8, 1/2 BSP e NPT.
- Medida Externa dos Tubos (Métrico): 3, 4, 6, 8, 10, 12 e 16 mm.
- Medida Externa dos Tubos (Polegadas): 5/32, 3/16, 1/4, 5/16, 3/8, 1/2.

Tubo recomendado : Poliuretano ou Nylon

ESPECIFICAÇÃO DO PRODUTO

Exemplo: PC 08 - 02 / PC 1/4 - 02
1 2 3 1 2 3

1) Tipo de Modelo

2) Diâmetro Externo do Tubo

- Código (Métrico): 04 06 08 10 12 16
- Código (Polegada): 5/32, 3/16, 1/4, 5/16, 3/8, 1/2

3) Rosca -G (BSP) ou NPT

Código: G01 G02 G03 G04 Código: 01 02 03 04
Rosca: G 1/8 G 1/4 G 3/8 G 1/2 Rosca: R 1/8 R 1/4 R 3/8 R 1/2

Conexões Instantâneas

RETA MACHO PC 	<table border="1"> <tr><th>Tubo (Métrico) - Rosca (R)</th><th>Tubo (Polegada) - Rosca (NPT)</th></tr> <tr><td>PC 04-M5</td><td>PC 5/32-NPT</td></tr> <tr><td>PC 06-M5</td><td>PC 3/16-NPT</td></tr> <tr><td>PC 08-M5</td><td>PC 1/4-NPT</td></tr> <tr><td>PC 10-M5</td><td>PC 5/16-NPT</td></tr> <tr><td>PC 12-M5</td><td>PC 3/8-NPT</td></tr> <tr><td>PC 16-M5</td><td>PC 1/2-NPT</td></tr> <tr><td>PC 04-M6</td><td>PC 1/8-NPT</td></tr> <tr><td>PC 06-M6</td><td>PC 1/4-NPT</td></tr> <tr><td>PC 08-M6</td><td>PC 3/8-NPT</td></tr> <tr><td>PC 10-M6</td><td>PC 1/2-NPT</td></tr> <tr><td>PC 12-M6</td><td>PC 3/4-NPT</td></tr> <tr><td>PC 16-M6</td><td>PC 1-NPT</td></tr> </table>	Tubo (Métrico) - Rosca (R)	Tubo (Polegada) - Rosca (NPT)	PC 04-M5	PC 5/32-NPT	PC 06-M5	PC 3/16-NPT	PC 08-M5	PC 1/4-NPT	PC 10-M5	PC 5/16-NPT	PC 12-M5	PC 3/8-NPT	PC 16-M5	PC 1/2-NPT	PC 04-M6	PC 1/8-NPT	PC 06-M6	PC 1/4-NPT	PC 08-M6	PC 3/8-NPT	PC 10-M6	PC 1/2-NPT	PC 12-M6	PC 3/4-NPT	PC 16-M6	PC 1-NPT	RETA FEMEA PC-G 	<table border="1"> <tr><th>Tubo (Métrico) - Rosca (R)</th><th>Tubo (Polegada) - Rosca (NPT)</th></tr> <tr><td>PC-G 04-M5</td><td>PC-G 5/32-NPT</td></tr> <tr><td>PC-G 06-M5</td><td>PC-G 3/16-NPT</td></tr> <tr><td>PC-G 08-M5</td><td>PC-G 1/4-NPT</td></tr> <tr><td>PC-G 10-M5</td><td>PC-G 5/16-NPT</td></tr> <tr><td>PC-G 12-M5</td><td>PC-G 3/8-NPT</td></tr> <tr><td>PC-G 16-M5</td><td>PC-G 1/2-NPT</td></tr> <tr><td>PC-G 04-M6</td><td>PC-G 1/8-NPT</td></tr> <tr><td>PC-G 06-M6</td><td>PC-G 1/4-NPT</td></tr> <tr><td>PC-G 08-M6</td><td>PC-G 3/8-NPT</td></tr> <tr><td>PC-G 10-M6</td><td>PC-G 1/2-NPT</td></tr> <tr><td>PC-G 12-M6</td><td>PC-G 3/4-NPT</td></tr> <tr><td>PC-G 16-M6</td><td>PC-G 1-NPT</td></tr> </table>	Tubo (Métrico) - Rosca (R)	Tubo (Polegada) - Rosca (NPT)	PC-G 04-M5	PC-G 5/32-NPT	PC-G 06-M5	PC-G 3/16-NPT	PC-G 08-M5	PC-G 1/4-NPT	PC-G 10-M5	PC-G 5/16-NPT	PC-G 12-M5	PC-G 3/8-NPT	PC-G 16-M5	PC-G 1/2-NPT	PC-G 04-M6	PC-G 1/8-NPT	PC-G 06-M6	PC-G 1/4-NPT	PC-G 08-M6	PC-G 3/8-NPT	PC-G 10-M6	PC-G 1/2-NPT	PC-G 12-M6	PC-G 3/4-NPT	PC-G 16-M6	PC-G 1-NPT
Tubo (Métrico) - Rosca (R)	Tubo (Polegada) - Rosca (NPT)																																																						
PC 04-M5	PC 5/32-NPT																																																						
PC 06-M5	PC 3/16-NPT																																																						
PC 08-M5	PC 1/4-NPT																																																						
PC 10-M5	PC 5/16-NPT																																																						
PC 12-M5	PC 3/8-NPT																																																						
PC 16-M5	PC 1/2-NPT																																																						
PC 04-M6	PC 1/8-NPT																																																						
PC 06-M6	PC 1/4-NPT																																																						
PC 08-M6	PC 3/8-NPT																																																						
PC 10-M6	PC 1/2-NPT																																																						
PC 12-M6	PC 3/4-NPT																																																						
PC 16-M6	PC 1-NPT																																																						
Tubo (Métrico) - Rosca (R)	Tubo (Polegada) - Rosca (NPT)																																																						
PC-G 04-M5	PC-G 5/32-NPT																																																						
PC-G 06-M5	PC-G 3/16-NPT																																																						
PC-G 08-M5	PC-G 1/4-NPT																																																						
PC-G 10-M5	PC-G 5/16-NPT																																																						
PC-G 12-M5	PC-G 3/8-NPT																																																						
PC-G 16-M5	PC-G 1/2-NPT																																																						
PC-G 04-M6	PC-G 1/8-NPT																																																						
PC-G 06-M6	PC-G 1/4-NPT																																																						
PC-G 08-M6	PC-G 3/8-NPT																																																						
PC-G 10-M6	PC-G 1/2-NPT																																																						
PC-G 12-M6	PC-G 3/4-NPT																																																						
PC-G 16-M6	PC-G 1-NPT																																																						
RETA C/ SEXTAVADO INTERNO POC 	<table border="1"> <tr><th>Tubo (Métrico) - Rosca (R)</th><th>Tubo (Polegada) - Rosca (NPT)</th></tr> <tr><td>POC 04-M5</td><td>POC 5/32-NPT</td></tr> <tr><td>POC 06-M5</td><td>POC 3/16-NPT</td></tr> <tr><td>POC 08-M5</td><td>POC 1/4-NPT</td></tr> <tr><td>POC 10-M5</td><td>POC 5/16-NPT</td></tr> <tr><td>POC 12-M5</td><td>POC 3/8-NPT</td></tr> <tr><td>POC 16-M5</td><td>POC 1/2-NPT</td></tr> <tr><td>POC 04-M6</td><td>POC 1/8-NPT</td></tr> <tr><td>POC 06-M6</td><td>POC 1/4-NPT</td></tr> <tr><td>POC 08-M6</td><td>POC 3/8-NPT</td></tr> <tr><td>POC 10-M6</td><td>POC 1/2-NPT</td></tr> <tr><td>POC 12-M6</td><td>POC 3/4-NPT</td></tr> <tr><td>POC 16-M6</td><td>POC 1-NPT</td></tr> </table>	Tubo (Métrico) - Rosca (R)	Tubo (Polegada) - Rosca (NPT)	POC 04-M5	POC 5/32-NPT	POC 06-M5	POC 3/16-NPT	POC 08-M5	POC 1/4-NPT	POC 10-M5	POC 5/16-NPT	POC 12-M5	POC 3/8-NPT	POC 16-M5	POC 1/2-NPT	POC 04-M6	POC 1/8-NPT	POC 06-M6	POC 1/4-NPT	POC 08-M6	POC 3/8-NPT	POC 10-M6	POC 1/2-NPT	POC 12-M6	POC 3/4-NPT	POC 16-M6	POC 1-NPT	RETA C/ SEXTAVADO INTERNO POC-G 	<table border="1"> <tr><th>Tubo (Métrico) - Rosca (R)</th><th>Tubo (Polegada) - Rosca (NPT)</th></tr> <tr><td>POC-G 04-M5</td><td>POC-G 5/32-NPT</td></tr> <tr><td>POC-G 06-M5</td><td>POC-G 3/16-NPT</td></tr> <tr><td>POC-G 08-M5</td><td>POC-G 1/4-NPT</td></tr> <tr><td>POC-G 10-M5</td><td>POC-G 5/16-NPT</td></tr> <tr><td>POC-G 12-M5</td><td>POC-G 3/8-NPT</td></tr> <tr><td>POC-G 16-M5</td><td>POC-G 1/2-NPT</td></tr> <tr><td>POC-G 04-M6</td><td>POC-G 1/8-NPT</td></tr> <tr><td>POC-G 06-M6</td><td>POC-G 1/4-NPT</td></tr> <tr><td>POC-G 08-M6</td><td>POC-G 3/8-NPT</td></tr> <tr><td>POC-G 10-M6</td><td>POC-G 1/2-NPT</td></tr> <tr><td>POC-G 12-M6</td><td>POC-G 3/4-NPT</td></tr> <tr><td>POC-G 16-M6</td><td>POC-G 1-NPT</td></tr> </table>	Tubo (Métrico) - Rosca (R)	Tubo (Polegada) - Rosca (NPT)	POC-G 04-M5	POC-G 5/32-NPT	POC-G 06-M5	POC-G 3/16-NPT	POC-G 08-M5	POC-G 1/4-NPT	POC-G 10-M5	POC-G 5/16-NPT	POC-G 12-M5	POC-G 3/8-NPT	POC-G 16-M5	POC-G 1/2-NPT	POC-G 04-M6	POC-G 1/8-NPT	POC-G 06-M6	POC-G 1/4-NPT	POC-G 08-M6	POC-G 3/8-NPT	POC-G 10-M6	POC-G 1/2-NPT	POC-G 12-M6	POC-G 3/4-NPT	POC-G 16-M6	POC-G 1-NPT
Tubo (Métrico) - Rosca (R)	Tubo (Polegada) - Rosca (NPT)																																																						
POC 04-M5	POC 5/32-NPT																																																						
POC 06-M5	POC 3/16-NPT																																																						
POC 08-M5	POC 1/4-NPT																																																						
POC 10-M5	POC 5/16-NPT																																																						
POC 12-M5	POC 3/8-NPT																																																						
POC 16-M5	POC 1/2-NPT																																																						
POC 04-M6	POC 1/8-NPT																																																						
POC 06-M6	POC 1/4-NPT																																																						
POC 08-M6	POC 3/8-NPT																																																						
POC 10-M6	POC 1/2-NPT																																																						
POC 12-M6	POC 3/4-NPT																																																						
POC 16-M6	POC 1-NPT																																																						
Tubo (Métrico) - Rosca (R)	Tubo (Polegada) - Rosca (NPT)																																																						
POC-G 04-M5	POC-G 5/32-NPT																																																						
POC-G 06-M5	POC-G 3/16-NPT																																																						
POC-G 08-M5	POC-G 1/4-NPT																																																						
POC-G 10-M5	POC-G 5/16-NPT																																																						
POC-G 12-M5	POC-G 3/8-NPT																																																						
POC-G 16-M5	POC-G 1/2-NPT																																																						
POC-G 04-M6	POC-G 1/8-NPT																																																						
POC-G 06-M6	POC-G 1/4-NPT																																																						
POC-G 08-M6	POC-G 3/8-NPT																																																						
POC-G 10-M6	POC-G 1/2-NPT																																																						
POC-G 12-M6	POC-G 3/4-NPT																																																						
POC-G 16-M6	POC-G 1-NPT																																																						
RETA FEMEA PCF 	<table border="1"> <tr><th>Tubo (Métrico) - Rosca (R)</th><th>Tubo (Polegada) - Rosca (NPT)</th></tr> <tr><td>PCF 04-M5</td><td>PCF 5/32-NPT</td></tr> <tr><td>PCF 06-M5</td><td>PCF 3/16-NPT</td></tr> <tr><td>PCF 08-M5</td><td>PCF 1/4-NPT</td></tr> <tr><td>PCF 10-M5</td><td>PCF 5/16-NPT</td></tr> <tr><td>PCF 12-M5</td><td>PCF 3/8-NPT</td></tr> <tr><td>PCF 16-M5</td><td>PCF 1/2-NPT</td></tr> <tr><td>PCF 04-M6</td><td>PCF 1/8-NPT</td></tr> <tr><td>PCF 06-M6</td><td>PCF 1/4-NPT</td></tr> <tr><td>PCF 08-M6</td><td>PCF 3/8-NPT</td></tr> <tr><td>PCF 10-M6</td><td>PCF 1/2-NPT</td></tr> <tr><td>PCF 12-M6</td><td>PCF 3/4-NPT</td></tr> <tr><td>PCF 16-M6</td><td>PCF 1-NPT</td></tr> </table>	Tubo (Métrico) - Rosca (R)	Tubo (Polegada) - Rosca (NPT)	PCF 04-M5	PCF 5/32-NPT	PCF 06-M5	PCF 3/16-NPT	PCF 08-M5	PCF 1/4-NPT	PCF 10-M5	PCF 5/16-NPT	PCF 12-M5	PCF 3/8-NPT	PCF 16-M5	PCF 1/2-NPT	PCF 04-M6	PCF 1/8-NPT	PCF 06-M6	PCF 1/4-NPT	PCF 08-M6	PCF 3/8-NPT	PCF 10-M6	PCF 1/2-NPT	PCF 12-M6	PCF 3/4-NPT	PCF 16-M6	PCF 1-NPT	RETA FEMEA PCF-G 	<table border="1"> <tr><th>Tubo (Métrico) - Rosca (R)</th><th>Tubo (Polegada) - Rosca (NPT)</th></tr> <tr><td>PCF-G 04-M5</td><td>PCF-G 5/32-NPT</td></tr> <tr><td>PCF-G 06-M5</td><td>PCF-G 3/16-NPT</td></tr> <tr><td>PCF-G 08-M5</td><td>PCF-G 1/4-NPT</td></tr> <tr><td>PCF-G 10-M5</td><td>PCF-G 5/16-NPT</td></tr> <tr><td>PCF-G 12-M5</td><td>PCF-G 3/8-NPT</td></tr> <tr><td>PCF-G 16-M5</td><td>PCF-G 1/2-NPT</td></tr> <tr><td>PCF-G 04-M6</td><td>PCF-G 1/8-NPT</td></tr> <tr><td>PCF-G 06-M6</td><td>PCF-G 1/4-NPT</td></tr> <tr><td>PCF-G 08-M6</td><td>PCF-G 3/8-NPT</td></tr> <tr><td>PCF-G 10-M6</td><td>PCF-G 1/2-NPT</td></tr> <tr><td>PCF-G 12-M6</td><td>PCF-G 3/4-NPT</td></tr> <tr><td>PCF-G 16-M6</td><td>PCF-G 1-NPT</td></tr> </table>	Tubo (Métrico) - Rosca (R)	Tubo (Polegada) - Rosca (NPT)	PCF-G 04-M5	PCF-G 5/32-NPT	PCF-G 06-M5	PCF-G 3/16-NPT	PCF-G 08-M5	PCF-G 1/4-NPT	PCF-G 10-M5	PCF-G 5/16-NPT	PCF-G 12-M5	PCF-G 3/8-NPT	PCF-G 16-M5	PCF-G 1/2-NPT	PCF-G 04-M6	PCF-G 1/8-NPT	PCF-G 06-M6	PCF-G 1/4-NPT	PCF-G 08-M6	PCF-G 3/8-NPT	PCF-G 10-M6	PCF-G 1/2-NPT	PCF-G 12-M6	PCF-G 3/4-NPT	PCF-G 16-M6	PCF-G 1-NPT
Tubo (Métrico) - Rosca (R)	Tubo (Polegada) - Rosca (NPT)																																																						
PCF 04-M5	PCF 5/32-NPT																																																						
PCF 06-M5	PCF 3/16-NPT																																																						
PCF 08-M5	PCF 1/4-NPT																																																						
PCF 10-M5	PCF 5/16-NPT																																																						
PCF 12-M5	PCF 3/8-NPT																																																						
PCF 16-M5	PCF 1/2-NPT																																																						
PCF 04-M6	PCF 1/8-NPT																																																						
PCF 06-M6	PCF 1/4-NPT																																																						
PCF 08-M6	PCF 3/8-NPT																																																						
PCF 10-M6	PCF 1/2-NPT																																																						
PCF 12-M6	PCF 3/4-NPT																																																						
PCF 16-M6	PCF 1-NPT																																																						
Tubo (Métrico) - Rosca (R)	Tubo (Polegada) - Rosca (NPT)																																																						
PCF-G 04-M5	PCF-G 5/32-NPT																																																						
PCF-G 06-M5	PCF-G 3/16-NPT																																																						
PCF-G 08-M5	PCF-G 1/4-NPT																																																						
PCF-G 10-M5	PCF-G 5/16-NPT																																																						
PCF-G 12-M5	PCF-G 3/8-NPT																																																						
PCF-G 16-M5	PCF-G 1/2-NPT																																																						
PCF-G 04-M6	PCF-G 1/8-NPT																																																						
PCF-G 06-M6	PCF-G 1/4-NPT																																																						
PCF-G 08-M6	PCF-G 3/8-NPT																																																						
PCF-G 10-M6	PCF-G 1/2-NPT																																																						
PCF-G 12-M6	PCF-G 3/4-NPT																																																						
PCF-G 16-M6	PCF-G 1-NPT																																																						
COTOVELO MACHO PL 	<table border="1"> <tr><th>Tubo (Métrico) - Rosca (R)</th><th>Tubo (Polegada) - Rosca (NPT)</th></tr> <tr><td>PL 04-M5</td><td>PL 5/32-NPT</td></tr> <tr><td>PL 06-M5</td><td>PL 3/16-NPT</td></tr> <tr><td>PL 08-M5</td><td>PL 1/4-NPT</td></tr> <tr><td>PL 10-M5</td><td>PL 5/16-NPT</td></tr> <tr><td>PL 12-M5</td><td>PL 3/8-NPT</td></tr> <tr><td>PL 16-M5</td><td>PL 1/2-NPT</td></tr> <tr><td>PL 04-M6</td><td>PL 1/8-NPT</td></tr> <tr><td>PL 06-M6</td><td>PL 1/4-NPT</td></tr> <tr><td>PL 08-M6</td><td>PL 3/8-NPT</td></tr> <tr><td>PL 10-M6</td><td>PL 1/2-NPT</td></tr> <tr><td>PL 12-M6</td><td>PL 3/4-NPT</td></tr> <tr><td>PL 16-M6</td><td>PL 1-NPT</td></tr> </table>	Tubo (Métrico) - Rosca (R)	Tubo (Polegada) - Rosca (NPT)	PL 04-M5	PL 5/32-NPT	PL 06-M5	PL 3/16-NPT	PL 08-M5	PL 1/4-NPT	PL 10-M5	PL 5/16-NPT	PL 12-M5	PL 3/8-NPT	PL 16-M5	PL 1/2-NPT	PL 04-M6	PL 1/8-NPT	PL 06-M6	PL 1/4-NPT	PL 08-M6	PL 3/8-NPT	PL 10-M6	PL 1/2-NPT	PL 12-M6	PL 3/4-NPT	PL 16-M6	PL 1-NPT	COTOVELO MACHO PL-G 	<table border="1"> <tr><th>Tubo (Métrico) - Rosca (R)</th><th>Tubo (Polegada) - Rosca (NPT)</th></tr> <tr><td>PL-G 04-M5</td><td>PL-G 5/32-NPT</td></tr> <tr><td>PL-G 06-M5</td><td>PL-G 3/16-NPT</td></tr> <tr><td>PL-G 08-M5</td><td>PL-G 1/4-NPT</td></tr> <tr><td>PL-G 10-M5</td><td>PL-G 5/16-NPT</td></tr> <tr><td>PL-G 12-M5</td><td>PL-G 3/8-NPT</td></tr> <tr><td>PL-G 16-M5</td><td>PL-G 1/2-NPT</td></tr> <tr><td>PL-G 04-M6</td><td>PL-G 1/8-NPT</td></tr> <tr><td>PL-G 06-M6</td><td>PL-G 1/4-NPT</td></tr> <tr><td>PL-G 08-M6</td><td>PL-G 3/8-NPT</td></tr> <tr><td>PL-G 10-M6</td><td>PL-G 1/2-NPT</td></tr> <tr><td>PL-G 12-M6</td><td>PL-G 3/4-NPT</td></tr> <tr><td>PL-G 16-M6</td><td>PL-G 1-NPT</td></tr> </table>	Tubo (Métrico) - Rosca (R)	Tubo (Polegada) - Rosca (NPT)	PL-G 04-M5	PL-G 5/32-NPT	PL-G 06-M5	PL-G 3/16-NPT	PL-G 08-M5	PL-G 1/4-NPT	PL-G 10-M5	PL-G 5/16-NPT	PL-G 12-M5	PL-G 3/8-NPT	PL-G 16-M5	PL-G 1/2-NPT	PL-G 04-M6	PL-G 1/8-NPT	PL-G 06-M6	PL-G 1/4-NPT	PL-G 08-M6	PL-G 3/8-NPT	PL-G 10-M6	PL-G 1/2-NPT	PL-G 12-M6	PL-G 3/4-NPT	PL-G 16-M6	PL-G 1-NPT
Tubo (Métrico) - Rosca (R)	Tubo (Polegada) - Rosca (NPT)																																																						
PL 04-M5	PL 5/32-NPT																																																						
PL 06-M5	PL 3/16-NPT																																																						
PL 08-M5	PL 1/4-NPT																																																						
PL 10-M5	PL 5/16-NPT																																																						
PL 12-M5	PL 3/8-NPT																																																						
PL 16-M5	PL 1/2-NPT																																																						
PL 04-M6	PL 1/8-NPT																																																						
PL 06-M6	PL 1/4-NPT																																																						
PL 08-M6	PL 3/8-NPT																																																						
PL 10-M6	PL 1/2-NPT																																																						
PL 12-M6	PL 3/4-NPT																																																						
PL 16-M6	PL 1-NPT																																																						
Tubo (Métrico) - Rosca (R)	Tubo (Polegada) - Rosca (NPT)																																																						
PL-G 04-M5	PL-G 5/32-NPT																																																						
PL-G 06-M5	PL-G 3/16-NPT																																																						
PL-G 08-M5	PL-G 1/4-NPT																																																						
PL-G 10-M5	PL-G 5/16-NPT																																																						
PL-G 12-M5	PL-G 3/8-NPT																																																						
PL-G 16-M5	PL-G 1/2-NPT																																																						
PL-G 04-M6	PL-G 1/8-NPT																																																						
PL-G 06-M6	PL-G 1/4-NPT																																																						
PL-G 08-M6	PL-G 3/8-NPT																																																						
PL-G 10-M6	PL-G 1/2-NPT																																																						
PL-G 12-M6	PL-G 3/4-NPT																																																						
PL-G 16-M6	PL-G 1-NPT																																																						
COT. LONGO MACHO PLL 	<table border="1"> <tr><th>Tubo (Métrico) - Rosca (R)</th><th>Tubo (Polegada) - Rosca (NPT)</th></tr> <tr><td>PLL 04-M5</td><td>PLL 5/32-NPT</td></tr> <tr><td>PLL 06-M5</td><td>PLL 3/16-NPT</td></tr> <tr><td>PLL 08-M5</td><td>PLL 1/4-NPT</td></tr> <tr><td>PLL 10-M5</td><td>PLL 5/16-NPT</td></tr> <tr><td>PLL 12-M5</td><td>PLL 3/8-NPT</td></tr> <tr><td>PLL 16-M5</td><td>PLL 1/2-NPT</td></tr> <tr><td>PLL 04-M6</td><td>PLL 1/8-NPT</td></tr> <tr><td>PLL 06-M6</td><td>PLL 1/4-NPT</td></tr> <tr><td>PLL 08-M6</td><td>PLL 3/8-NPT</td></tr> <tr><td>PLL 10-M6</td><td>PLL 1/2-NPT</td></tr> <tr><td>PLL 12-M6</td><td>PLL 3/4-NPT</td></tr> <tr><td>PLL 16-M6</td><td>PLL 1-NPT</td></tr> </table>	Tubo (Métrico) - Rosca (R)	Tubo (Polegada) - Rosca (NPT)	PLL 04-M5	PLL 5/32-NPT	PLL 06-M5	PLL 3/16-NPT	PLL 08-M5	PLL 1/4-NPT	PLL 10-M5	PLL 5/16-NPT	PLL 12-M5	PLL 3/8-NPT	PLL 16-M5	PLL 1/2-NPT	PLL 04-M6	PLL 1/8-NPT	PLL 06-M6	PLL 1/4-NPT	PLL 08-M6	PLL 3/8-NPT	PLL 10-M6	PLL 1/2-NPT	PLL 12-M6	PLL 3/4-NPT	PLL 16-M6	PLL 1-NPT	COT. LONGO MACHO PLL-G 	<table border="1"> <tr><th>Tubo (Métrico) - Rosca (R)</th><th>Tubo (Polegada) - Rosca (NPT)</th></tr> <tr><td>PLL-G 04-M5</td><td>PLL-G 5/32-NPT</td></tr> <tr><td>PLL-G 06-M5</td><td>PLL-G 3/16-NPT</td></tr> <tr><td>PLL-G 08-M5</td><td>PLL-G 1/4-NPT</td></tr> <tr><td>PLL-G 10-M5</td><td>PLL-G 5/16-NPT</td></tr> <tr><td>PLL-G 12-M5</td><td>PLL-G 3/8-NPT</td></tr> <tr><td>PLL-G 16-M5</td><td>PLL-G 1/2-NPT</td></tr> <tr><td>PLL-G 04-M6</td><td>PLL-G 1/8-NPT</td></tr> <tr><td>PLL-G 06-M6</td><td>PLL-G 1/4-NPT</td></tr> <tr><td>PLL-G 08-M6</td><td>PLL-G 3/8-NPT</td></tr> <tr><td>PLL-G 10-M6</td><td>PLL-G 1/2-NPT</td></tr> <tr><td>PLL-G 12-M6</td><td>PLL-G 3/4-NPT</td></tr> <tr><td>PLL-G 16-M6</td><td>PLL-G 1-NPT</td></tr> </table>	Tubo (Métrico) - Rosca (R)	Tubo (Polegada) - Rosca (NPT)	PLL-G 04-M5	PLL-G 5/32-NPT	PLL-G 06-M5	PLL-G 3/16-NPT	PLL-G 08-M5	PLL-G 1/4-NPT	PLL-G 10-M5	PLL-G 5/16-NPT	PLL-G 12-M5	PLL-G 3/8-NPT	PLL-G 16-M5	PLL-G 1/2-NPT	PLL-G 04-M6	PLL-G 1/8-NPT	PLL-G 06-M6	PLL-G 1/4-NPT	PLL-G 08-M6	PLL-G 3/8-NPT	PLL-G 10-M6	PLL-G 1/2-NPT	PLL-G 12-M6	PLL-G 3/4-NPT	PLL-G 16-M6	PLL-G 1-NPT
Tubo (Métrico) - Rosca (R)	Tubo (Polegada) - Rosca (NPT)																																																						
PLL 04-M5	PLL 5/32-NPT																																																						
PLL 06-M5	PLL 3/16-NPT																																																						
PLL 08-M5	PLL 1/4-NPT																																																						
PLL 10-M5	PLL 5/16-NPT																																																						
PLL 12-M5	PLL 3/8-NPT																																																						
PLL 16-M5	PLL 1/2-NPT																																																						
PLL 04-M6	PLL 1/8-NPT																																																						
PLL 06-M6	PLL 1/4-NPT																																																						
PLL 08-M6	PLL 3/8-NPT																																																						
PLL 10-M6	PLL 1/2-NPT																																																						
PLL 12-M6	PLL 3/4-NPT																																																						
PLL 16-M6	PLL 1-NPT																																																						
Tubo (Métrico) - Rosca (R)	Tubo (Polegada) - Rosca (NPT)																																																						
PLL-G 04-M5	PLL-G 5/32-NPT																																																						
PLL-G 06-M5	PLL-G 3/16-NPT																																																						
PLL-G 08-M5	PLL-G 1/4-NPT																																																						
PLL-G 10-M5	PLL-G 5/16-NPT																																																						
PLL-G 12-M5	PLL-G 3/8-NPT																																																						
PLL-G 16-M5	PLL-G 1/2-NPT																																																						
PLL-G 04-M6	PLL-G 1/8-NPT																																																						
PLL-G 06-M6	PLL-G 1/4-NPT																																																						
PLL-G 08-M6	PLL-G 3/8-NPT																																																						
PLL-G 10-M6	PLL-G 1/2-NPT																																																						
PLL-G 12-M6	PLL-G 3/4-NPT																																																						
PLL-G 16-M6	PLL-G 1-NPT																																																						
COTOVELO FEMEA PLF 	<table border="1"> <tr><th>Tubo (Métrico) - Rosca (R)</th><th>Tubo (Polegada) - Rosca (NPT)</th></tr> <tr><td>PLF 04-M5</td><td>PLF 5/32-NPT</td></tr> <tr><td>PLF 06-M5</td><td>PLF 3/16-NPT</td></tr> <tr><td>PLF 08-M5</td><td>PLF 1/4-NPT</td></tr> <tr><td>PLF 10-M5</td><td>PLF 5/16-NPT</td></tr> <tr><td>PLF 12-M5</td><td>PLF 3/8-NPT</td></tr> <tr><td>PLF 16-M5</td><td>PLF 1/2-NPT</td></tr> <tr><td>PLF 04-M6</td><td>PLF 1/8-NPT</td></tr> <tr><td>PLF 06-M6</td><td>PLF 1/4-NPT</td></tr> <tr><td>PLF 08-M6</td><td>PLF 3/8-NPT</td></tr> <tr><td>PLF 10-M6</td><td>PLF 1/2-NPT</td></tr> <tr><td>PLF 12-M6</td><td>PLF 3/4-NPT</td></tr> <tr><td>PLF 16-M6</td><td>PLF 1-NPT</td></tr> </table>	Tubo (Métrico) - Rosca (R)	Tubo (Polegada) - Rosca (NPT)	PLF 04-M5	PLF 5/32-NPT	PLF 06-M5	PLF 3/16-NPT	PLF 08-M5	PLF 1/4-NPT	PLF 10-M5	PLF 5/16-NPT	PLF 12-M5	PLF 3/8-NPT	PLF 16-M5	PLF 1/2-NPT	PLF 04-M6	PLF 1/8-NPT	PLF 06-M6	PLF 1/4-NPT	PLF 08-M6	PLF 3/8-NPT	PLF 10-M6	PLF 1/2-NPT	PLF 12-M6	PLF 3/4-NPT	PLF 16-M6	PLF 1-NPT	COTOVELO FEMEA PLF-G 	<table border="1"> <tr><th>Tubo (Métrico) - Rosca (R)</th><th>Tubo (Polegada) - Rosca (NPT)</th></tr> <tr><td>PLF-G 04-M5</td><td>PLF-G 5/32-NPT</td></tr> <tr><td>PLF-G 06-M5</td><td>PLF-G 3/16-NPT</td></tr> <tr><td>PLF-G 08-M5</td><td>PLF-G 1/4-NPT</td></tr> <tr><td>PLF-G 10-M5</td><td>PLF-G 5/16-NPT</td></tr> <tr><td>PLF-G 12-M5</td><td>PLF-G 3/8-NPT</td></tr> <tr><td>PLF-G 16-M5</td><td>PLF-G 1/2-NPT</td></tr> <tr><td>PLF-G 04-M6</td><td>PLF-G 1/8-NPT</td></tr> <tr><td>PLF-G 06-M6</td><td>PLF-G 1/4-NPT</td></tr> <tr><td>PLF-G 08-M6</td><td>PLF-G 3/8-NPT</td></tr> <tr><td>PLF-G 10-M6</td><td>PLF-G 1/2-NPT</td></tr> <tr><td>PLF-G 12-M6</td><td>PLF-G 3/4-NPT</td></tr> <tr><td>PLF-G 16-M6</td><td>PLF-G 1-NPT</td></tr> </table>	Tubo (Métrico) - Rosca (R)	Tubo (Polegada) - Rosca (NPT)	PLF-G 04-M5	PLF-G 5/32-NPT	PLF-G 06-M5	PLF-G 3/16-NPT	PLF-G 08-M5	PLF-G 1/4-NPT	PLF-G 10-M5	PLF-G 5/16-NPT	PLF-G 12-M5	PLF-G 3/8-NPT	PLF-G 16-M5	PLF-G 1/2-NPT	PLF-G 04-M6	PLF-G 1/8-NPT	PLF-G 06-M6	PLF-G 1/4-NPT	PLF-G 08-M6	PLF-G 3/8-NPT	PLF-G 10-M6	PLF-G 1/2-NPT	PLF-G 12-M6	PLF-G 3/4-NPT	PLF-G 16-M6	PLF-G 1-NPT
Tubo (Métrico) - Rosca (R)	Tubo (Polegada) - Rosca (NPT)																																																						
PLF 04-M5	PLF 5/32-NPT																																																						
PLF 06-M5	PLF 3/16-NPT																																																						
PLF 08-M5	PLF 1/4-NPT																																																						
PLF 10-M5	PLF 5/16-NPT																																																						
PLF 12-M5	PLF 3/8-NPT																																																						
PLF 16-M5	PLF 1/2-NPT																																																						
PLF 04-M6	PLF 1/8-NPT																																																						
PLF 06-M6	PLF 1/4-NPT																																																						
PLF 08-M6	PLF 3/8-NPT																																																						
PLF 10-M6	PLF 1/2-NPT																																																						
PLF 12-M6	PLF 3/4-NPT																																																						
PLF 16-M6	PLF 1-NPT																																																						
Tubo (Métrico) - Rosca (R)	Tubo (Polegada) - Rosca (NPT)																																																						
PLF-G 04-M5	PLF-G 5/32-NPT																																																						
PLF-G 06-M5	PLF-G 3/16-NPT																																																						
PLF-G 08-M5	PLF-G 1/4-NPT																																																						
PLF-G 10-M5	PLF-G 5/16-NPT																																																						
PLF-G 12-M5	PLF-G 3/8-NPT																																																						
PLF-G 16-M5	PLF-G 1/2-NPT																																																						
PLF-G 04-M6	PLF-G 1/8-NPT																																																						
PLF-G 06-M6	PLF-G 1/4-NPT																																																						
PLF-G 08-M6	PLF-G 3/8-NPT																																																						
PLF-G 10-M6	PLF-G 1/2-NPT																																																						
PLF-G 12-M6	PLF-G 3/4-NPT																																																						
PLF-G 16-M6	PLF-G 1-NPT																																																						

Conexões Instantâneas

T MACHO CENTRAL PT 	<table border="1"> <tr><th>Tubo (Métrico) - Rosca (R)</th><th>Tubo (Polegada) - Rosca (NPT)</th></tr> <tr><td>PT 04-M5</td><td>PT 5/32-NPT</td></tr> <tr><td>PT 06-M5</td><td>PT 3/16-NPT</td></tr> <tr><td>PT 08-M5</td><td>PT 1/4-NPT</td></tr> <tr><td>PT 10-M5</td><td>PT 5/16-NPT</td></tr> <tr><td>PT 12-M5</td><td>PT 3/8-NPT</td></tr> <tr><td>PT 16-M5</td><td>PT 1/2-NPT</td></tr> <tr><td>PT 04-M6</td><td>PT 1/8-NPT</td></tr> <tr><td>PT 06-M6</td><td>PT 1/4-NPT</td></tr> <tr><td>PT 08-M6</td><td>PT 3/8-NPT</td></tr> <tr><td>PT 10-M6</td><td>PT 1/2-NPT</td></tr> <tr><td>PT 12-M6</td><td>PT 3/4-NPT</td></tr> <tr><td>PT 16-M6</td><td>PT 1-NPT</td></tr> </table>	Tubo (Métrico) - Rosca (R)	Tubo (Polegada) - Rosca (NPT)	PT 04-M5	PT 5/32-NPT	PT 06-M5	PT 3/16-NPT	PT 08-M5	PT 1/4-NPT	PT 10-M5	PT 5/16-NPT	PT 12-M5	PT 3/8-NPT	PT 16-M5	PT 1/2-NPT	PT 04-M6	PT 1/8-NPT	PT 06-M6	PT 1/4-NPT	PT 08-M6	PT 3/8-NPT	PT 10-M6	PT 1/2-NPT	PT 12-M6	PT 3/4-NPT	PT 16-M6	PT 1-NPT	T MACHO CENTRAL PT-G 	<table border="1"> <tr><th>Tubo (Métrico) - Rosca (R)</th><th>Tubo (Polegada) - Rosca (NPT)</th></tr> <tr><td>PT-G 04-M5</td><td>PT-G 5/32-NPT</td></tr> <tr><td>PT-G 06-M5</td><td>PT-G 3/16-NPT</td></tr> <tr><td>PT-G 08-M5</td><td>PT-G 1/4-NPT</td></tr> <tr><td>PT-G 10-M5</td><td>PT-G 5/16-NPT</td></tr> <tr><td>PT-G 12-M5</td><td>PT-G 3/8-NPT</td></tr> <tr><td>PT-G 16-M5</td><td>PT-G 1/2-NPT</td></tr> <tr><td>PT-G 04-M6</td><td>PT-G 1/8-NPT</td></tr> <tr><td>PT-G 06-M6</td><td>PT-G 1/4-NPT</td></tr> <tr><td>PT-G 08-M6</td><td>PT-G 3/8-NPT</td></tr> <tr><td>PT-G 10-M6</td><td>PT-G 1/2-NPT</td></tr> <tr><td>PT-G 12-M6</td><td>PT-G 3/4-NPT</td></tr> <tr><td>PT-G 16-M6</td><td>PT-G 1-NPT</td></tr> </table>	Tubo (Métrico) - Rosca (R)	Tubo (Polegada) - Rosca (NPT)	PT-G 04-M5	PT-G 5/32-NPT	PT-G 06-M5	PT-G 3/16-NPT	PT-G 08-M5	PT-G 1/4-NPT	PT-G 10-M5	PT-G 5/16-NPT	PT-G 12-M5	PT-G 3/8-NPT	PT-G 16-M5	PT-G 1/2-NPT	PT-G 04-M6	PT-G 1/8-NPT	PT-G 06-M6	PT-G 1/4-NPT	PT-G 08-M6	PT-G 3/8-NPT	PT-G 10-M6	PT-G 1/2-NPT	PT-G 12-M6	PT-G 3/4-NPT	PT-G 16-M6	PT-G 1-NPT
Tubo (Métrico) - Rosca (R)	Tubo (Polegada) - Rosca (NPT)																																																						
PT 04-M5	PT 5/32-NPT																																																						
PT 06-M5	PT 3/16-NPT																																																						
PT 08-M5	PT 1/4-NPT																																																						
PT 10-M5	PT 5/16-NPT																																																						
PT 12-M5	PT 3/8-NPT																																																						
PT 16-M5	PT 1/2-NPT																																																						
PT 04-M6	PT 1/8-NPT																																																						
PT 06-M6	PT 1/4-NPT																																																						
PT 08-M6	PT 3/8-NPT																																																						
PT 10-M6	PT 1/2-NPT																																																						
PT 12-M6	PT 3/4-NPT																																																						
PT 16-M6	PT 1-NPT																																																						
Tubo (Métrico) - Rosca (R)	Tubo (Polegada) - Rosca (NPT)																																																						
PT-G 04-M5	PT-G 5/32-NPT																																																						
PT-G 06-M5	PT-G 3/16-NPT																																																						
PT-G 08-M5	PT-G 1/4-NPT																																																						
PT-G 10-M5	PT-G 5/16-NPT																																																						
PT-G 12-M5	PT-G 3/8-NPT																																																						
PT-G 16-M5	PT-G 1/2-NPT																																																						
PT-G 04-M6	PT-G 1/8-NPT																																																						
PT-G 06-M6	PT-G 1/4-NPT																																																						
PT-G 08-M6	PT-G 3/8-NPT																																																						
PT-G 10-M6	PT-G 1/2-NPT																																																						
PT-G 12-M6	PT-G 3/4-NPT																																																						
PT-G 16-M6	PT-G 1-NPT																																																						
T FEMEA CENTRAL PTF 	<table border="1"> <tr><th>Tubo (Métrico) - Rosca (R)</th><th>Tubo (Polegada) - Rosca (NPT)</th></tr> <tr><td>PTF 04-M5</td><td>PTF 5/32-NPT</td></tr> <tr><td>PTF 06-M5</td><td>PTF 3/16-NPT</td></tr> <tr><td>PTF 08-M5</td><td>PTF 1/4-NPT</td></tr> <tr><td>PTF 10-M5</td><td>PTF 5/16-NPT</td></tr> <tr><td>PTF 12-M5</td><td>PTF 3/8-NPT</td></tr> <tr><td>PTF 16-M5</td><td>PTF 1/2-NPT</td></tr> <tr><td>PTF 04-M6</td><td>PTF 1/8-NPT</td></tr> <tr><td>PTF 06-M6</td><td>PTF 1/4-NPT</td></tr> <tr><td>PTF 08-M6</td><td>PTF 3/8-NPT</td></tr> <tr><td>PTF 10-M6</td><td>PTF 1/2-NPT</td></tr> <tr><td>PTF 12-M6</td><td>PTF 3/4-NPT</td></tr> <tr><td>PTF 16-M6</td><td>PTF 1-NPT</td></tr> </table>	Tubo (Métrico) - Rosca (R)	Tubo (Polegada) - Rosca (NPT)	PTF 04-M5	PTF 5/32-NPT	PTF 06-M5	PTF 3/16-NPT	PTF 08-M5	PTF 1/4-NPT	PTF 10-M5	PTF 5/16-NPT	PTF 12-M5	PTF 3/8-NPT	PTF 16-M5	PTF 1/2-NPT	PTF 04-M6	PTF 1/8-NPT	PTF 06-M6	PTF 1/4-NPT	PTF 08-M6	PTF 3/8-NPT	PTF 10-M6	PTF 1/2-NPT	PTF 12-M6	PTF 3/4-NPT	PTF 16-M6	PTF 1-NPT	T FEMEA CENTRAL PTF-G 	<table border="1"> <tr><th>Tubo (Métrico) - Rosca (R)</th><th>Tubo (Polegada) - Rosca (NPT)</th></tr> <tr><td>PTF-G 04-M5</td><td>PTF-G 5/32-NPT</td></tr> <tr><td>PTF-G 06-M5</td><td>PTF-G 3/16-NPT</td></tr> <tr><td>PTF-G 08-M5</td><td>PTF-G 1/4-NPT</td></tr> <tr><td>PTF-G 10-M5</td><td>PTF-G 5/16-NPT</td></tr> <tr><td>PTF-G 12-M5</td><td>PTF-G 3/8-NPT</td></tr> <tr><td>PTF-G 16-M5</td><td>PTF-G 1/2-NPT</td></tr> <tr><td>PTF-G 04-M6</td><td>PTF-G 1/8-NPT</td></tr> <tr><td>PTF-G 06-M6</td><td>PTF-G 1/4-NPT</td></tr> <tr><td>PTF-G 08-M6</td><td>PTF-G 3/8-NPT</td></tr> <tr><td>PTF-G 10-M6</td><td>PTF-G 1/2-NPT</td></tr> <tr><td>PTF-G 12-M6</td><td>PTF-G 3/4-NPT</td></tr> <tr><td>PTF-G 16-M6</td><td>PTF-G 1-NPT</td></tr> </table>	Tubo (Métrico) - Rosca (R)	Tubo (Polegada) - Rosca (NPT)	PTF-G 04-M5	PTF-G 5/32-NPT	PTF-G 06-M5	PTF-G 3/16-NPT	PTF-G 08-M5	PTF-G 1/4-NPT	PTF-G 10-M5	PTF-G 5/16-NPT	PTF-G 12-M5	PTF-G 3/8-NPT	PTF-G 16-M5	PTF-G 1/2-NPT	PTF-G 04-M6	PTF-G 1/8-NPT	PTF-G 06-M6	PTF-G 1/4-NPT	PTF-G 08-M6	PTF-G 3/8-NPT	PTF-G 10-M6	PTF-G 1/2-NPT	PTF-G 12-M6	PTF-G 3/4-NPT	PTF-G 16-M6	PTF-G 1-NPT
Tubo (Métrico) - Rosca (R)	Tubo (Polegada) - Rosca (NPT)																																																						
PTF 04-M5	PTF 5/32-NPT																																																						
PTF 06-M5	PTF 3/16-NPT																																																						
PTF 08-M5	PTF 1/4-NPT																																																						
PTF 10-M5	PTF 5/16-NPT																																																						
PTF 12-M5	PTF 3/8-NPT																																																						
PTF 16-M5	PTF 1/2-NPT																																																						
PTF 04-M6	PTF 1/8-NPT																																																						
PTF 06-M6	PTF 1/4-NPT																																																						
PTF 08-M6	PTF 3/8-NPT																																																						
PTF 10-M6	PTF 1/2-NPT																																																						
PTF 12-M6	PTF 3/4-NPT																																																						
PTF 16-M6	PTF 1-NPT																																																						
Tubo (Métrico) - Rosca (R)	Tubo (Polegada) - Rosca (NPT)																																																						
PTF-G 04-M5	PTF-G 5/32-NPT																																																						
PTF-G 06-M5	PTF-G 3/16-NPT																																																						
PTF-G 08-M5	PTF-G 1/4-NPT																																																						
PTF-G 10-M5	PTF-G 5/16-NPT																																																						
PTF-G 12-M5	PTF-G 3/8-NPT																																																						
PTF-G 16-M5	PTF-G 1/2-NPT																																																						
PTF-G 04-M6	PTF-G 1/8-NPT																																																						
PTF-G 06-M6	PTF-G 1/4-NPT																																																						
PTF-G 08-M6	PTF-G 3/8-NPT																																																						
PTF-G 10-M6	PTF-G 1/2-NPT																																																						
PTF-G 12-M6	PTF-G 3/4-NPT																																																						
PTF-G 16-M6	PTF-G 1-NPT																																																						
T MACHO LATERAL PST 	<table border="1"> <tr><th>Tubo (Métrico) - Rosca (R)</th><th>Tubo (Polegada) - Rosca (NPT)</th></tr> <tr><td>PST 04-M5</td><td>PST 5/32-NPT</td></tr> <tr><td>PST 06-M5</td><td>PST 3/16-NPT</td></tr> <tr><td>PST 08-M5</td><td>PST 1/4-NPT</td></tr> <tr><td>PST 10-M5</td><td>PST 5/16-NPT</td></tr> <tr><td>PST 12-M5</td><td>PST 3/8-NPT</td></tr> <tr><td>PST 16-M5</td><td>PST 1/2-NPT</td></tr> <tr><td>PST 04-M6</td><td>PST 1/8-NPT</td></tr> <tr><td>PST 06-M6</td><td>PST 1/4-NPT</td></tr> <tr><td>PST 08-M6</td><td>PST 3/8-NPT</td></tr> <tr><td>PST 10-M6</td><td>PST 1/2-NPT</td></tr> <tr><td>PST 12-M6</td><td>PST 3/4-NPT</td></tr> <tr><td>PST 16-M6</td><td>PST 1-NPT</td></tr> </table>	Tubo (Métrico) - Rosca (R)	Tubo (Polegada) - Rosca (NPT)	PST 04-M5	PST 5/32-NPT	PST 06-M5	PST 3/16-NPT	PST 08-M5	PST 1/4-NPT	PST 10-M5	PST 5/16-NPT	PST 12-M5	PST 3/8-NPT	PST 16-M5	PST 1/2-NPT	PST 04-M6	PST 1/8-NPT	PST 06-M6	PST 1/4-NPT	PST 08-M6	PST 3/8-NPT	PST 10-M6	PST 1/2-NPT	PST 12-M6	PST 3/4-NPT	PST 16-M6	PST 1-NPT	T MACHO LATERAL PST-G 	<table border="1"> <tr><th>Tubo (Métrico) - Rosca (R)</th><th>Tubo (Polegada) - Rosca (NPT)</th></tr> <tr><td>PST-G 04-M5</td><td>PST-G 5/32-NPT</td></tr> <tr><td>PST-G 06-M5</td><td>PST-G 3/16-NPT</td></tr> <tr><td>PST-G 08-M5</td><td>PST-G 1/4-NPT</td></tr> <tr><td>PST-G 10-M5</td><td>PST-G 5/16-NPT</td></tr> <tr><td>PST-G 12-M5</td><td>PST-G 3/8-NPT</td></tr> <tr><td>PST-G 16-M5</td><td>PST-G 1/2-NPT</td></tr> <tr><td>PST-G 04-M6</td><td>PST-G 1/8-NPT</td></tr> <tr><td>PST-G 06-M6</td><td>PST-G 1/4-NPT</td></tr> <tr><td>PST-G 08-M6</td><td>PST-G 3/8-NPT</td></tr> <tr><td>PST-G 10-M6</td><td>PST-G 1/2-NPT</td></tr> <tr><td>PST-G 12-M6</td><td>PST-G 3/4-NPT</td></tr> <tr><td>PST-G 16-M6</td><td>PST-G 1-NPT</td></tr> </table>	Tubo (Métrico) - Rosca (R)	Tubo (Polegada) - Rosca (NPT)	PST-G 04-M5	PST-G 5/32-NPT	PST-G 06-M5	PST-G 3/16-NPT	PST-G 08-M5	PST-G 1/4-NPT	PST-G 10-M5	PST-G 5/16-NPT	PST-G 12-M5	PST-G 3/8-NPT	PST-G 16-M5	PST-G 1/2-NPT	PST-G 04-M6	PST-G 1/8-NPT	PST-G 06-M6	PST-G 1/4-NPT	PST-G 08-M6	PST-G 3/8-NPT	PST-G 10-M6	PST-G 1/2-NPT	PST-G 12-M6	PST-G 3/4-NPT	PST-G 16-M6	PST-G 1-NPT
Tubo (Métrico) - Rosca (R)	Tubo (Polegada) - Rosca (NPT)																																																						
PST 04-M5	PST 5/32-NPT																																																						
PST 06-M5	PST 3/16-NPT																																																						
PST 08-M5	PST 1/4-NPT																																																						
PST 10-M5	PST 5/16-NPT																																																						
PST 12-M5	PST 3/8-NPT																																																						
PST 16-M5	PST 1/2-NPT																																																						
PST 04-M6	PST 1/8-NPT																																																						
PST 06-M6	PST 1/4-NPT																																																						
PST 08-M6	PST 3/8-NPT																																																						
PST 10-M6	PST 1/2-NPT																																																						
PST 12-M6	PST 3/4-NPT																																																						
PST 16-M6	PST 1-NPT																																																						
Tubo (Métrico) - Rosca (R)	Tubo (Polegada) - Rosca (NPT)																																																						
PST-G 04-M5	PST-G 5/32-NPT																																																						
PST-G 06-M5	PST-G 3/16-NPT																																																						
PST-G 08-M5	PST-G 1/4-NPT																																																						
PST-G 10-M5	PST-G 5/16-NPT																																																						
PST-G 12-M5	PST-G 3/8-NPT																																																						
PST-G 16-M5	PST-G 1/2-NPT																																																						
PST-G 04-M6	PST-G 1/8-NPT																																																						
PST-G 06-M6	PST-G 1/4-NPT																																																						
PST-G 08-M6	PST-G 3/8-NPT																																																						
PST-G 10-M6	PST-G 1/2-NPT																																																						
PST-G 12-M6	PST-G 3/4-NPT																																																						
PST-G 16-M6	PST-G 1-NPT																																																						
Y MACHO PWT 	<table border="1"> <tr><th>Tubo (Métrico) - Rosca (R)</th><th>Tubo (Polegada) - Rosca (NPT)</th></tr> <tr><td>PWT 04-M5</td><td>PWT 5/32-NPT</td></tr> <tr><td>PWT 06-M5</td><td>PWT 3/16-NPT</td></tr> <tr><td>PWT 08-M5</td><td>PWT 1/4-NPT</td></tr> <tr><td>PWT 10-M5</td><td>PWT 5/16-NPT</td></tr> <tr><td>PWT 12-M5</td><td>PWT 3/8-NPT</td></tr> <tr><td>PWT 16-M5</td><td>PWT 1/2-NPT</td></tr> <tr><td>PWT 04-M6</td><td>PWT 1/8-NPT</td></tr> <tr><td>PWT 06-M6</td><td>PWT 1/4-NPT</td></tr> <tr><td>PWT 08-M6</td><td>PWT 3/8-NPT</td></tr> <tr><td>PWT 10-M6</td><td>PWT 1/2-NPT</td></tr> <tr><td>PWT 12-M6</td><td>PWT 3/4-NPT</td></tr> <tr><td>PWT 16-M6</td><td>PWT 1-NPT</td></tr> </table>	Tubo (Métrico) - Rosca (R)	Tubo (Polegada) - Rosca (NPT)	PWT 04-M5	PWT 5/32-NPT	PWT 06-M5	PWT 3/16-NPT	PWT 08-M5	PWT 1/4-NPT	PWT 10-M5	PWT 5/16-NPT	PWT 12-M5	PWT 3/8-NPT	PWT 16-M5	PWT 1/2-NPT	PWT 04-M6	PWT 1/8-NPT	PWT 06-M6	PWT 1/4-NPT	PWT 08-M6	PWT 3/8-NPT	PWT 10-M6	PWT 1/2-NPT	PWT 12-M6	PWT 3/4-NPT	PWT 16-M6	PWT 1-NPT	Y MACHO PWT-G 	<table border="1"> <tr><th>Tubo (Métrico) - Rosca (R)</th><th>Tubo (Polegada) - Rosca (NPT)</th></tr> <tr><td>PWT-G 04-M5</td><td>PWT-G 5/32-NPT</td></tr> <tr><td>PWT-G 06-M5</td><td>PWT-G 3/16-NPT</td></tr> <tr><td>PWT-G 08-M5</td><td>PWT-G 1/4-NPT</td></tr> <tr><td>PWT-G 10-M5</td><td>PWT-G 5/16-NPT</td></tr> <tr><td>PWT-G 12-M5</td><td>PWT-G 3/8-NPT</td></tr> <tr><td>PWT-G 16-M5</td><td>PWT-G 1/2-NPT</td></tr> <tr><td>PWT-G 04-M6</td><td>PWT-G 1/8-NPT</td></tr> <tr><td>PWT-G 06-M6</td><td>PWT-G 1/4-NPT</td></tr> <tr><td>PWT-G 08-M6</td><td>PWT-G 3/8-NPT</td></tr> <tr><td>PWT-G 10-M6</td><td>PWT-G 1/2-NPT</td></tr> <tr><td>PWT-G 12-M6</td><td>PWT-G 3/4-NPT</td></tr> <tr><td>PWT-G 16-M6</td><td>PWT-G 1-NPT</td></tr> </table>	Tubo (Métrico) - Rosca (R)	Tubo (Polegada) - Rosca (NPT)	PWT-G 04-M5	PWT-G 5/32-NPT	PWT-G 06-M5	PWT-G 3/16-NPT	PWT-G 08-M5	PWT-G 1/4-NPT	PWT-G 10-M5	PWT-G 5/16-NPT	PWT-G 12-M5	PWT-G 3/8-NPT	PWT-G 16-M5	PWT-G 1/2-NPT	PWT-G 04-M6	PWT-G 1/8-NPT	PWT-G 06-M6	PWT-G 1/4-NPT	PWT-G 08-M6	PWT-G 3/8-NPT	PWT-G 10-M6	PWT-G 1/2-NPT	PWT-G 12-M6	PWT-G 3/4-NPT	PWT-G 16-M6	PWT-G 1-NPT
Tubo (Métrico) - Rosca (R)	Tubo (Polegada) - Rosca (NPT)																																																						
PWT 04-M5	PWT 5/32-NPT																																																						
PWT 06-M5	PWT 3/16-NPT																																																						
PWT 08-M5	PWT 1/4-NPT																																																						
PWT 10-M5	PWT 5/16-NPT																																																						
PWT 12-M5	PWT 3/8-NPT																																																						
PWT 16-M5	PWT 1/2-NPT																																																						
PWT 04-M6	PWT 1/8-NPT																																																						
PWT 06-M6	PWT 1/4-NPT																																																						
PWT 08-M6	PWT 3/8-NPT																																																						
PWT 10-M6	PWT 1/2-NPT																																																						
PWT 12-M6	PWT 3/4-NPT																																																						
PWT 16-M6	PWT 1-NPT																																																						
Tubo (Métrico) - Rosca (R)	Tubo (Polegada) - Rosca (NPT)																																																						
PWT-G 04-M5	PWT-G 5/32-NPT																																																						
PWT-G 06-M5	PWT-G 3/16-NPT																																																						
PWT-G 08-M5	PWT-G 1/4-NPT																																																						
PWT-G 10-M5	PWT-G 5/16-NPT																																																						
PWT-G 12-M5	PWT-G 3/8-NPT																																																						
PWT-G 16-M5	PWT-G 1/2-NPT																																																						
PWT-G 04-M6	PWT-G 1/8-NPT																																																						
PWT-G 06-M6	PWT-G 1/4-NPT																																																						
PWT-G 08-M6	PWT-G 3/8-NPT																																																						
PWT-G 10-M6	PWT-G 1/2-NPT																																																						
PWT-G 12-M6	PWT-G 3/4-NPT																																																						
PWT-G 16-M6	PWT-G 1-NPT																																																						
PASSA PAINEL PMF 	<table border="1"> <tr><th>Tubo (Métrico) - Rosca (R)</th><th>Tubo (Polegada) - Rosca (NPT)</th></tr> <tr><td>PMF 04-M5</td><td>PMF 5/32-NPT</td></tr> <tr><td>PMF 06-M5</td><td>PMF 3/16-NPT</td></tr> <tr><td>PMF 08-M5</td><td>PMF 1/4-NPT</td></tr> <tr><td>PMF 10-M5</td><td>PMF 5/16-NPT</td></tr> <tr><td>PMF 12-M5</td><td>PMF 3/8-NPT</td></tr> <tr><td>PMF 16-M5</td><td>PMF 1/2-NPT</td></tr> <tr><td>PMF 04-M6</td><td>PMF 1/8-NPT</td></tr> <tr><td>PMF 06-M6</td><td>PMF 1/4-NPT</td></tr> <tr><td>PMF 08-M6</td><td>PMF 3/8-NPT</td></tr> <tr><td>PMF 10-M6</td><td>PMF 1/2-NPT</td></tr> <tr><td>PMF 12-M6</td><td>PMF 3/4-NPT</td></tr> <tr><td>PMF 16-M6</td><td>PMF 1-NPT</td></tr> </table>	Tubo (Métrico) - Rosca (R)	Tubo (Polegada) - Rosca (NPT)	PMF 04-M5	PMF 5/32-NPT	PMF 06-M5	PMF 3/16-NPT	PMF 08-M5	PMF 1/4-NPT	PMF 10-M5	PMF 5/16-NPT	PMF 12-M5	PMF 3/8-NPT	PMF 16-M5	PMF 1/2-NPT	PMF 04-M6	PMF 1/8-NPT	PMF 06-M6	PMF 1/4-NPT	PMF 08-M6	PMF 3/8-NPT	PMF 10-M6	PMF 1/2-NPT	PMF 12-M6	PMF 3/4-NPT	PMF 16-M6	PMF 1-NPT	PASSA PAINEL PMF-G 	<table border="1"> <tr><th>Tubo (Métrico) - Rosca (R)</th><th>Tubo (Polegada) - Rosca (NPT)</th></tr> <tr><td>PMF-G 04-M5</td><td>PMF-G 5/32-NPT</td></tr> <tr><td>PMF-G 06-M5</td><td>PMF-G 3/16-NPT</td></tr> <tr><td>PMF-G 08-M5</td><td>PMF-G 1/4-NPT</td></tr> <tr><td>PMF-G 10-M5</td><td>PMF-G 5/16-NPT</td></tr> <tr><td>PMF-G 12-M5</td><td>PMF-G 3/8-NPT</td></tr> <tr><td>PMF-G 16-M5</td><td>PMF-G 1/2-NPT</td></tr> <tr><td>PMF-G 04-M6</td><td>PMF-G 1/8-NPT</td></tr> <tr><td>PMF-G 06-M6</td><td>PMF-G 1/4-NPT</td></tr> <tr><td>PMF-G 08-M6</td><td>PMF-G 3/8-NPT</td></tr> <tr><td>PMF-G 10-M6</td><td>PMF-G 1/2-NPT</td></tr> <tr><td>PMF-G 12-M6</td><td>PMF-G 3/4-NPT</td></tr> <tr><td>PMF-G 16-M6</td><td>PMF-G 1-NPT</td></tr> </table>	Tubo (Métrico) - Rosca (R)	Tubo (Polegada) - Rosca (NPT)	PMF-G 04-M5	PMF-G 5/32-NPT	PMF-G 06-M5	PMF-G 3/16-NPT	PMF-G 08-M5	PMF-G 1/4-NPT	PMF-G 10-M5	PMF-G 5/16-NPT	PMF-G 12-M5	PMF-G 3/8-NPT	PMF-G 16-M5	PMF-G 1/2-NPT	PMF-G 04-M6	PMF-G 1/8-NPT	PMF-G 06-M6	PMF-G 1/4-NPT	PMF-G 08-M6	PMF-G 3/8-NPT	PMF-G 10-M6	PMF-G 1/2-NPT	PMF-G 12-M6	PMF-G 3/4-NPT	PMF-G 16-M6	PMF-G 1-NPT
Tubo (Métrico) - Rosca (R)	Tubo (Polegada) - Rosca (NPT)																																																						
PMF 04-M5	PMF 5/32-NPT																																																						
PMF 06-M5	PMF 3/16-NPT																																																						
PMF 08-M5	PMF 1/4-NPT																																																						
PMF 10-M5	PMF 5/16-NPT																																																						
PMF 12-M5	PMF 3/8-NPT																																																						
PMF 16-M5	PMF 1/2-NPT																																																						
PMF 04-M6	PMF 1/8-NPT																																																						
PMF 06-M6	PMF 1/4-NPT																																																						
PMF 08-M6	PMF 3/8-NPT																																																						
PMF 10-M6	PMF 1/2-NPT																																																						
PMF 12-M6	PMF 3/4-NPT																																																						
PMF 16-M6	PMF 1-NPT																																																						
Tubo (Métrico) - Rosca (R)	Tubo (Polegada) - Rosca (NPT)																																																						
PMF-G 04-M5	PMF-G 5/32-NPT																																																						
PMF-G 06-M5	PMF-G 3/16-NPT																																																						
PMF-G 08-M5	PMF-G 1/4-NPT																																																						
PMF-G 10-M5	PMF-G 5/16-NPT																																																						
PMF-G 12-M5	PMF-G 3/8-NPT																																																						
PMF-G 16-M5	PMF-G 1/2-NPT																																																						
PMF-G 04-M6	PMF-G 1/8-NPT																																																						
PMF-G 06-M6	PMF-G 1/4-NPT																																																						
PMF-G 08-M6	PMF-G 3/8-NPT																																																						
PMF-G 10-M6	PMF-G 1/2-NPT																																																						
PMF-G 12-M6	PMF-G 3/4-NPT																																																						
PMF-G 16-M6	PMF-G 1-NPT																																																						
BANJO FEMEA PHF 	<table border="1"> <tr><th>Tubo (Métrico) - Rosca (R)</th><th>Tubo (Polegada) - Rosca (NPT)</th></tr> <tr><td>PHF 04-M5</td><td>PHF 5/32-NPT</td></tr> <tr><td>PHF 06-M5</td><td>PHF 3/16-NPT</td></tr> <tr><td>PHF 08-M5</td><td>PHF 1/4-NPT</td></tr> <tr><td>PHF 10-M5</td><td>PHF 5/16-NPT</td></tr> <tr><td>PHF 12-M5</td><td>PHF 3/8-NPT</td></tr> <tr><td>PHF 16-M5</td><td>PHF 1/2-NPT</td></tr> <tr><td>PHF 04-M6</td><td>PHF 1/8-NPT</td></tr> <tr><td>PHF 06-M6</td><td>PHF 1/4-NPT</td></tr> <tr><td>PHF 08-M6</td><td>PHF 3/8-NPT</td></tr> <tr><td>PHF 10-M6</td><td>PHF 1/2-NPT</td></tr> <tr><td>PHF 12-M6</td><td>PHF 3/4-NPT</td></tr> <tr><td>PHF 16-M6</td><td>PHF 1-NPT</td></tr> </table>	Tubo (Métrico) - Rosca (R)	Tubo (Polegada) - Rosca (NPT)	PHF 04-M5	PHF 5/32-NPT	PHF 06-M5	PHF 3/16-NPT	PHF 08-M5	PHF 1/4-NPT	PHF 10-M5	PHF 5/16-NPT	PHF 12-M5	PHF 3/8-NPT	PHF 16-M5	PHF 1/2-NPT	PHF 04-M6	PHF 1/8-NPT	PHF 06-M6	PHF 1/4-NPT	PHF 08-M6	PHF 3/8-NPT	PHF 10-M6	PHF 1/2-NPT	PHF 12-M6	PHF 3/4-NPT	PHF 16-M6	PHF 1-NPT	BANJO FEMEA PHF-G 	<table border="1"> <tr><th>Tubo (Métrico) - Rosca (R)</th><th>Tubo (Polegada) - Rosca (NPT)</th></tr> <tr><td>PHF-G 04-M5</td><td>PHF-G 5/32-NPT</td></tr> <tr><td>PHF-G 06-M5</td><td>PHF-G 3/16-NPT</td></tr> <tr><td>PHF-G 08-M5</td><td>PHF-G 1/4-NPT</td></tr> <tr><td>PHF-G 10-M5</td><td>PHF-G 5/16-NPT</td></tr> <tr><td>PHF-G 12-M5</td><td>PHF-G 3/8-NPT</td></tr> <tr><td>PHF-G 16-M5</td><td>PHF-G 1/2-NPT</td></tr> <tr><td>PHF-G 04-M6</td><td>PHF-G 1/8-NPT</td></tr> <tr><td>PHF-G 06-M6</td><td>PHF-G 1/4-NPT</td></tr> <tr><td>PHF-G 08-M6</td><td>PHF-G 3/8-NPT</td></tr> <tr><td>PHF-G 10-M6</td><td>PHF-G 1/2-NPT</td></tr> <tr><td>PHF-G 12-M6</td><td>PHF-G 3/4-NPT</td></tr> <tr><td>PHF-G 16-M6</td><td>PHF-G 1-NPT</td></tr> </table>	Tubo (Métrico) - Rosca (R)	Tubo (Polegada) - Rosca (NPT)	PHF-G 04-M5	PHF-G 5/32-NPT	PHF-G 06-M5	PHF-G 3/16-NPT	PHF-G 08-M5	PHF-G 1/4-NPT	PHF-G 10-M5	PHF-G 5/16-NPT	PHF-G 12-M5	PHF-G 3/8-NPT	PHF-G 16-M5	PHF-G 1/2-NPT	PHF-G 04-M6	PHF-G 1/8-NPT	PHF-G 06-M6	PHF-G 1/4-NPT	PHF-G 08-M6	PHF-G 3/8-NPT	PHF-G 10-M6	PHF-G 1/2-NPT	PHF-G 12-M6	PHF-G 3/4-NPT	PHF-G 16-M6	PHF-G 1-NPT
Tubo (Métrico) - Rosca (R)	Tubo (Polegada) - Rosca (NPT)																																																						
PHF 04-M5	PHF 5/32-NPT																																																						
PHF 06-M5	PHF 3/16-NPT																																																						
PHF 08-M5	PHF 1/4-NPT																																																						
PHF 10-M5	PHF 5/16-NPT																																																						
PHF 12-M5	PHF 3/8-NPT																																																						
PHF 16-M5	PHF 1/2-NPT																																																						
PHF 04-M6	PHF 1/8-NPT																																																						
PHF 06-M6	PHF 1/4-NPT																																																						
PHF 08-M6	PHF 3/8-NPT																																																						
PHF 10-M6	PHF 1/2-NPT																																																						
PHF 12-M6	PHF 3/4-NPT																																																						
PHF 16-M6	PHF 1-NPT																																																						
Tubo (Métrico) - Rosca (R)	Tubo (Polegada) - Rosca (NPT)																																																						
PHF-G 04-M5	PHF-G 5/32-NPT																																																						
PHF-G 06-M5	PHF-G 3/16-NPT																																																						
PHF-G 08-M5	PHF-G 1/4-NPT																																																						
PHF-G 10-M5	PHF-G 5/16-NPT																																																						
PHF-G 12-M5	PHF-G 3/8-NPT																																																						
PHF-G 16-M5	PHF-G 1/2-NPT																																																						
PHF-G 04-M6	PHF-G 1/8-NPT																																																						
PHF-G 06-M6	PHF-G 1/4-NPT																																																						
PHF-G 08-M6	PHF-G 3/8-NPT																																																						
PHF-G 10-M6	PHF-G 1/2-NPT																																																						
PHF-G 12-M6	PHF-G 3/4-NPT																																																						
PHF-G 16-M6	PHF-G 1-NPT																																																						

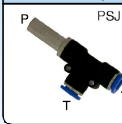
Conexões Instantâneas

BANJO PH 	<table border="1"> <tr><th>Tubo (Métrico) - Rosca (R)</th><th>Tubo (Polegada) - Rosca (NPT)</th></tr> <tr><td>PH 04-M5</td><td>PH 5/32-NPT</td></tr> <tr><td>PH 06-M5</td><td>PH 3/16-NPT</td></tr> <tr><td>PH 08-M5</td><td>PH 1/4-NPT</td></tr> <tr><td>PH 10-M5</td></tr></table>	Tubo (Métrico) - Rosca (R)	Tubo (Polegada) - Rosca (NPT)	PH 04-M5	PH 5/32-NPT	PH 06-M5	PH 3/16-NPT	PH 08-M5	PH 1/4-NPT	PH 10-M5
Tubo (Métrico) - Rosca (R)	Tubo (Polegada) - Rosca (NPT)									
PH 04-M5	PH 5/32-NPT									
PH 06-M5	PH 3/16-NPT									
PH 08-M5	PH 1/4-NPT									
PH 10-M5										

Conexões Instantâneas



T LATERAL C/ ADAPTAÇÃO



T (Tubo)	P (Pinos)
PSJ 06-04	
PSJ 06-06	
PSJ 06-08	
PSJ 06-10	
PSJ 06-12	
PSJ 06-14	
PSJ 06-16	

TAMPAO



Tubo (Métrico)	Tubo (Polegada)
PP 04	PP 3/8
PP 06	PP 1/2
PP 08	PP 3/4
PP 10	PP 1
PP 12	PP 1 1/8
PP 14	PP 1 1/4
PP 16	PP 1 1/2

UNIÃO PARA PAINEL



Tubo (Métrico)	Tubo (Polegada)
PMM 06	PMM 3/8
PMM 08	PMM 1/2
PMM 10	PMM 3/4
PMM 12	PMM 1
PMM 14	PMM 1 1/4
PMM 16	PMM 1 1/2

TAMPAO P/ MANGUEIRA



Tubo (Métrico)
PPF 06
PPF 08
PPF 10
PPF 12
PPF 14
PPF 16

PINO PARA EMENDA



Tubo (Métrico)
PJJ 06
PJJ 08
PJJ 10
PJJ 12
PJJ 14
PJJ 16

PINO COM REDUÇÃO



Tubo (Métrico)
PIJ 06
PIJ 08
PIJ 10
PIJ 12
PIJ 14
PIJ 16

UNIÃO EM L



Tubo (Métrico)	Tubo (Polegada)
PUL 04	PUL 3/8
PUL 06	PUL 1/2
PUL 08	PUL 3/4
PUL 10	PUL 1
PUL 12	PUL 1 1/4
PUL 14	PUL 1 1/2
PUL 16	

UNIÃO RETA



Tubo (Métrico)	Tubo (Polegada)
PUC 04	PUC 3/8
PUC 06	PUC 1/2
PUC 08	PUC 3/4
PUC 10	PUC 1
PUC 12	PUC 1 1/4
PUC 14	PUC 1 1/2
PUC 16	

UNIÃO EM X



Tubo (Métrico)	Tubo (Polegada)
PZA 06	PZA 3/8
PZA 08	PZA 1/2
PZA 10	PZA 3/4
PZA 12	PZA 1
PZA 14	PZA 1 1/4
PZA 16	PZA 1 1/2

UNIÃO EM T



Tubo (Métrico)	Tubo (Polegada)
PUT 06	PUT 3/8
PUT 08	PUT 1/2
PUT 10	PUT 3/4
PUT 12	PUT 1
PUT 14	PUT 1 1/4
PUT 16	PUT 1 1/2

UNIÃO EM Y



Tubo (Métrico)	Tubo (Polegada)
PY 06	PY 3/8
PY 08	PY 1/2
PY 10	PY 3/4
PY 12	PY 1
PY 14	PY 1 1/4
PY 16	PY 1 1/2

DISTR. IGUAL DE 4 SAÍDAS



Tubo (Métrico)	Tubo (Polegada)
PK 04	
PK 06	
PK 08	

Conexões Instantâneas



UNIÃO PARA REDUÇÃO



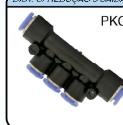
Tubo (Métrico)	Tubo (Polegada)
PG 06-04	PG 1/4-3/8
PG 06-04	PG 3/16-1/2
PG 06-06	PG 5/16-1/4
PG 06-06	PG 3/8-1/4
PG 06-08	PG 3/8-5/16
PG 06-08	PG 1/2-3/8
PG 12-10	
PG 12-12	
PG 12-12	
PG 16-12	

Y PARA REDUÇÃO



Tubo (Métrico)	Tubo (Polegada)
PW 06-04	
PW 08-04	
PW 08-06	
PW 10-06	
PW 10-08	
PW 12-08	
PW 12-10	

DIST. C/ REDUÇÃO 3 SAÍDAS



Tubo (Métrico)	Tubo (Polegada)
PKG 06-04	
PKG 08-04	
PKG 08-06	
PKG 10-06	
PKG 10-08	

COTOVELO UNIÃO REDUTORA



Tubo (Métrico)	Tubo (Polegada)
PUL 06-04	
PUL 08-06	
PUL 10-06	
PUL 10-08	
PUL 12-10	
PUL 12-12	
PUL 16-14	

Y MACHO X FÊMEA GRATORIO 380




Tubo (Métrico) - Rosca (R)	
PAF 04-M5	PAF 08-R2
PAF 06-M6	PAF 08-R3
PAF 08-M8	PAF 08-R4
PAF 10-M10	PAF 10-R1
PAF 12-M12	PAF 10-R1
PAF 14-M14	PAF 10-R2
PAF 16-M16	PAF 10-R3
PAF 06-M6	PAF 10-R4
PAF 08-M8	PAF 12-R2
PAF 08-M8	PAF 12-R3
PAF 08-M8	PAF 12-R4
PAF 08-M8	PAF 14-R1
PAF 08-M8	PAF 14-R2

Y MACHO X FÊMEA GRATORIO 380




Tubo (Métrico) - Rosca (G)	
PAF-G 04-G01	PAF-G 10-G02
PAF-G 04-G02	PAF-G 10-G03
PAF-G 04-G03	PAF-G 10-G04
PAF-G 06-G01	PAF-G 12-G01
PAF-G 06-G02	PAF-G 12-G02
PAF-G 06-G03	PAF-G 12-G03
PAF-G 06-G04	PAF-G 12-G04
PAF-G 08-G01	
PAF-G 08-G02	
PAF-G 08-G03	
PAF-G 08-G04	
PAF-G 10-G01	

DISTRIB. MULTIPLO 2 SAÍDAS 380




Tubo (Métrico) - Rosca (R)	
PHT 04-M5(2)	PHT 10-G02(2)
PHT 04-M5(2)	PHT 10-G03(2)
PHT 04-M5(2)	PHT 10-G04(2)
PHT 06-M6(2)	PHT 12-G02(2)
PHT 06-M6(2)	PHT 12-G03(2)
PHT 06-M6(2)	PHT 12-G04(2)
PHT 08-M8(2)	PHT 14-G02(2)
PHT 08-M8(2)	PHT 14-G03(2)
PHT 08-M8(2)	PHT 14-G04(2)
PHT 10-M10(2)	
PHT 10-M10(2)	
PHT 10-M10(2)	

DISTRIB. MULTIPLO 2 SAÍDAS 380




Tubo (Métrico) - Rosca (G)	
PHT-G 04-G01(2)	PHT-G 10-G02(2)
PHT-G 04-G02(2)	PHT-G 10-G03(2)
PHT-G 04-G03(2)	PHT-G 10-G04(2)
PHT-G 06-G02(2)	PHT-G 12-G02(2)
PHT-G 06-G03(2)	PHT-G 12-G03(2)
PHT-G 06-G04(2)	PHT-G 12-G04(2)
PHT-G 08-G01(2)	
PHT-G 08-G02(2)	
PHT-G 08-G03(2)	
PHT-G 08-G04(2)	

DISTRIB. MULTIPLO 3 SAÍDAS 380



Tubo (Métrico) - Rosca (R)	
PHT 04-M5(3)	PHT 10-G02(3)
PHT 04-M5(3)	PHT 10-G03(3)
PHT 04-M5(3)	PHT 10-G04(3)
PHT 06-M6(3)	PHT 12-G02(3)
PHT 06-M6(3)	PHT 12-G03(3)
PHT 06-M6(3)	PHT 12-G04(3)
PHT 08-M8(3)	
PHT 08-M8(3)	
PHT 08-M8(3)	
PHT 10-M10(3)	
PHT 10-M10(3)	
PHT 10-M10(3)	

DISTRIB. MULTIPLO 3 SAÍDAS 380



Tubo (Métrico) - Rosca (G)	
PHT-G 04-G01(3)	PHT-G 10-G02(3)
PHT-G 04-G02(3)	PHT-G 10-G03(3)
PHT-G 04-G03(3)	PHT-G 10-G04(3)
PHT-G 06-G02(3)	PHT-G 12-G02(3)
PHT-G 06-G03(3)	PHT-G 12-G03(3)
PHT-G 06-G04(3)	PHT-G 12-G04(3)
PHT-G 08-G01(3)	
PHT-G 08-G02(3)	
PHT-G 08-G03(3)	
PHT-G 08-G04(3)	

Conexões Instantâneas



DISTRIB. MULTIPLO 4 SAÍDAS 380



Tubo (Métrico) - Rosca (R)	
PAW-G 04-G01	PAW-G 10-G02
PAW-G 04-G02	PAW-G 10-G03
PAW-G 06-G01	PAW-G 10-G04
PAW-G 06-G02	PAW-G 12-G02
PAW-G 06-G03	PAW-G 12-G03
PAW-G 06-G04	PAW-G 12-G04
PAW-G 08-G01	
PAW-G 08-G02	
PAW-G 08-G03	
PAW-G 08-G04	

DISTRIB. MULTIPLO 5 SAÍDAS 380



Tubo (Métrico) - Rosca (R)	
PAT-G 04-G01	PAT-G 10-G02
PAT-G 04-G02	PAT-G 10-G03
PAT-G 06-G01	PAT-G 10-G04
PAT-G 06-G02	PAT-G 12-G02
PAT-G 06-G03	PAT-G 12-G03
PAT-G 06-G04	PAT-G 12-G04
PAT-G 08-G01	
PAT-G 08-G02	
PAT-G 08-G03	
PAT-G 08-G04	

DIST. 5 SAÍDAS TUBO TUBO



Tubo (Métrico)
PRG 06-04
PRG 08-06
PRG 06-06

DIST. 5 SAÍDAS TUBO ROSCA



Tubo (Métrico)
PRX 06-G01
PRX 06-G02

COTOVELO PARA PAINEL



Tubo (Métrico)	Tubo (Polegada)
PLM 04	PLM 3/8
PLM 06	PLM 1/2
PLM 08	PLM 3/4
PLM 10	PLM 1
PLM 12	PLM 1 1/4
PLM 16	PLM 1 1/2

BANJO DUPLO MACHO



Tubo (Métrico) - Rosca (R)	
PA 04-M5	PA 08-R2
PA 04-M6	PA 08-R3
PA 04-M8	PA 08-R4
PA 06-M6	PA 10-R1
PA 06-M8	PA 10-R2
PA 06-M10	PA 10-R3
PA 08-M8	PA 12-R1
PA 08-M10	PA 12-R2
PA 08-M12	PA 12-R3
PA 08-M14	PA 12-R4
PA 08-M16	
PA 08-M18	

BANJO DUPLO MACHO

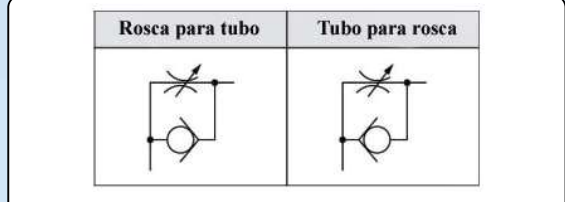


Tubo (Métrico) - Rosca (G)	
PA-G 04-G01	PA-G 10-G02
PA-G 04-G02	PA-G 10-G03
PA-G 04-G03	PA-G 10-G04
PA-G 06-G01	PA-G 12-G01
PA-G 06-G02	PA-G 12-G02
PA-G 06-G03	PA-G 12-G03
PA-G 08-G01	PA-G 14-G01
PA-G 08-G02	
PA-G 08-G03	
PA-G 08-G04	
PA-G 10-G01	

Regulador de Fluxo com Precisão



AS	4	G	01	CT
Modelo	Tubo OD	Tipo de Rosca	Tamanho Rosca	Tipo de Controle
AS: Regulador de Fluxo com Precisão	4 6 8 10 12 14 16 18	BSP	01: 1/8" 02: 1/4" 03: 3/8" 04: 1/2"	TC: Rosca para Tubo CT: Tubo para Rosca



Modelo	ESPECIFICAÇÕES
AS	Série: AS
Fluido	Ar Comprimido
Pressão Máxima de Operação	10 Bar
Pressão Mínima de Operação	1 Bar
Pressão de Prova	15 Bar
Temperatura Ambiente e Média	-5-60° (Sem Congelamento)

Reguladores de Fluxo



REGULADOR DE FLUXO



Modelo	Material
NSS 0201	PP
NSS 0202	PP
NSS 0203	PP
NSS 0204	PP
NSS 0205	PP
NSS 0206	PP
NSS 0207	PP
NSS 0208	PP
NSS 0209	PP
NSS 0210	PP
NSS 0211	PP
NSS 0212	PP

REGULADOR DE FLUXO



Modelo	Material
NSS-G 0201	PP
NSS-G 0202	PP
NSS-G 0203	PP
NSS-G 0204	PP
NSS-G 0205	PP
NSS-G 0206	PP
NSS-G 0207	PP
NSS-G 0208	PP
NSS-G 0209	PP
NSS-G 0210	PP
NSS-G 0211	PP
NSS-G 0212	PP

REGULADOR DE FLUXO



Modelo	Material
NSE 0201	PP
NSE 0202	PP
NSE 0203	PP
NSE 0204	PP
NSE 0205	PP
NSE 0206	PP
NSE 0207	PP
NSE 0208	PP
NSE 0209	PP
NSE 0210	PP
NSE 0211	PP
NSE 0212	PP

REGULADOR DE FLUXO



Modelo	Material
NSE-G 0201	PP
NSE-G 0202	PP
NSE-G 0203	PP
NSE-G 0204	PP
NSE-G 0205	PP
NSE-G 0206	PP
NSE-G 0207	PP
NSE-G 0208	PP
NSE-G 0209	PP
NSE-G 0210	PP
NSE-G 0211	PP
NSE-G 0212	PP

REGULADOR DE FLUXO TUBO-TUBO



Modelo	Material
NSF 04	PP
NSF 06	PP
NSF 08	PP
NSF 10	PP
NSF 12	PP
NSF 14	PP
NSF 16	PP
NSF 18	PP
NSF 20	PP
NSF 22	PP
NSF 24	PP
NSF 26	PP
NSF 28	PP
NSF 30	PP
NSF 32	PP

VÁL. DE BLOQUEIO TUBO-TUBO



Modelo	Material
HVFF 0201	PP
HVFF 0202	PP
HVFF 0203	PP
HVFF 0204	PP
HVFF 0205	PP
HVFF 0206	PP
HVFF 0207	PP
HVFF 0208	PP
HVFF 0209	PP
HVFF 0210	PP
HVFF 0211	PP
HVFF 0212	PP

VÁL. DE BLOQUEIO ROSCA-TUBO



Modelo	Material
HVFS 0201	PP
HVFS 0202	PP
HVFS 0203	PP
HVFS 0204	PP
HVFS 0205	PP
HVFS 0206	PP
HVFS 0207	PP
HVFS 0208	PP
HVFS 0209	PP
HVFS 0210	PP
HVFS 0211	PP
HVFS 0212	PP
HVFS 0213	PP
HVFS 0214	PP
HVFS 0215	PP
HVFS 0216	PP
HVFS 0217	PP
HVFS 0218	PP
HVFS 0219	PP
HVFS 0220	PP
HVFS 0221	PP
HVFS 0222	PP
HVFS 0223	PP
HVFS 0224	PP

VÁL. DE BLOQUEIO ROSCA-TUBO



Modelo	Material
HVFS-G 0201	PP
HVFS-G 0202	PP
HVFS-G 0203	PP
HVFS-G 0204	PP
HVFS-G 0205	PP
HVFS-G 0206	PP
HVFS-G 0207	PP
HVFS-G 0208	PP
HVFS-G 0209	PP
HVFS-G 0210	PP
HVFS-G 0211	PP
HVFS-G 0212	PP

VÁL. DE BLOQUEIO TUBO-ROSCA



Modelo	Material
HVFS 0201	PP
HVFS 0202	PP
HVFS 0203	PP
HVFS 0204	PP
HVFS 0205	PP
HVFS 0206	PP
HVFS 0207	PP
HVFS 0208	PP
HVFS 0209	PP
HVFS 0210	PP
HVFS 0211	PP
HVFS 0212	PP
HVFS 0213	PP
HVFS 0214	PP
HVFS 0215	PP
HVFS 0216	PP
HVFS 0217	PP
HVFS 0218	PP
HVFS 0219	PP
HVFS 0220	PP
HVFS 0221	PP
HVFS 0222	PP
HVFS 0223	PP
HVFS 0224	PP

VÁL. DE BLOQUEIO TUBO-ROSCA



Modelo	Material
HVFS-G 0201	PP
HVFS-G 0202	PP
HVFS-G 0203	PP
HVFS-G 0204	PP
HVFS-G 0205	PP
HVFS-G 0206	PP
HVFS-G 0207	PP
HVFS-G 0208	PP
HVFS-G 0209	PP
HVFS-G 0210	PP
HVFS-G 0211	PP
HVFS-G 0212	PP

VÁL. DE BLOQUEIO ROSCA-ROSCA



Modelo	Material
HVSS 0201	PP
HVSS 0202	PP
HVSS 0203	PP
HVSS 0204	PP
HVSS 0205	PP
HVSS 0206	PP
HVSS 0207	PP
HVSS 0208	PP
HVSS 0209	PP
HVSS 0210	PP
HVSS 0211	PP
HVSS 0212	PP

VÁL. DE BLOQUEIO ROSCA-ROSCA



Modelo	Material
HVSS-G 0201	PP
HVSS-G 0202	PP
HVSS-G 0203	PP
HVSS-G 0204	PP
HVSS-G 0205	PP
HVSS-G 0206	PP
HVSS-G 0207	PP
HVSS-G 0208	PP
HVSS-G 0209	PP
HVSS-G 0210	PP
HVSS-G 0211	PP
HVSS-G 0212	PP

Válvulas de Esfera



VÁL. DE ESFERA - TUBO ROSCA



Modelo	Material
BVC 0201	PP
BVC 0202	PP
BVC 0203	PP
BVC 0204	PP
BVC 0205	PP
BVC 0206	PP
BVC 0207	PP
BVC 0208	PP
BVC 0209	PP
BVC 0210	PP
BVC 0211	PP
BVC 0212	PP

VÁL. DE ESFERA - TUBO TUBO



Modelo	Material
BVU 0201	PP
BVU 0202	PP
BVU 0203	PP
BVU 0204	PP
BVU 0205	PP
BVU 0206	PP
BVU 0207	PP
BVU 0208	PP
BVU 0209	PP
BVU 0210	PP
BVU 0211	PP
BVU 0212	PP

VÁL. DE ESFERA - TUBO ROSCA



Modelo	Material
BVC-G 0201	PP
BVC-G 0202	PP
BVC-G 0203	PP
BVC-G 0204	PP
BVC-G 0205	PP
BVC-G 0206	PP
BVC-G 0207	PP
BVC-G 0208	PP
BVC-G 0209	PP
BVC-G 0210	PP
BVC-G 0211	PP
BVC-G 0212	PP

Conexões para Interrupção

RETA P/ INTERRUÇÃO



Modelo	Material
SPC 0201	PP
SPC 0202	PP
SPC 0203	PP
SPC 0204	PP
SPC 0205	PP
SPC 0206	PP
SPC 0207	PP
SPC 0208	PP
SPC 0209	PP
SPC 0210	PP
SPC 0211	PP
SPC 0212	PP

RETA P/ INTERRUÇÃO



Modelo	Material
SPC-G 0201	PP
SPC-G 0202	PP
SPC-G 0203	PP
SPC-G 0204	PP
SPC-G 0205	PP
SPC-G 0206	PP
SPC-G 0207	PP
SPC-G 0208	PP
SPC-G 0209	PP
SPC-G 0210	PP
SPC-G 0211	PP
SPC-G 0212	PP

COT. P/ INTERRUÇÃO



Modelo	Material
SPL 0201	PP
SPL 0202	PP
SPL 0203	PP
SPL 0204	PP
SPL 0205	PP
SPL 0206	PP
SPL 0207	PP
SPL 0208	PP
SPL 0209	PP
SPL 0210	PP
SPL 0211	PP
SPL 0212	PP

COT. P/ INTERRUÇÃO



Modelo	Material
SPL-G 0201	PP
SPL-G 0202	PP
SPL-G 0203	PP
SPL-G 0204	PP
SPL-G 0205	PP
SPL-G 0206	PP
SPL-G 0207	PP
SPL-G 0208	PP
SPL-G 0209	PP
SPL-G 0210	PP
SPL-G 0211	PP
SPL-G 0212	PP

UNIÃO P/ INTERRUÇÃO



Modelo	Material
SPUC 0201	PP
SPUC 0202	PP
SPUC 0203	PP
SPUC 0204	PP
SPUC 0205	PP
SPUC 0206	PP
SPUC 0207	PP
SPUC 0208	PP
SPUC 0209	PP
SPUC 0210	PP
SPUC 0211	PP
SPUC 0212	PP

Obs.: QUANDO CONECTADO A MANGUEIRA O AR PASSA LIVREMENTE NOS DOIS SENTIDOS (O AR VAI E VOLTA)

Válvulas de Retenção

RETA C/ RETENÇÃO



Modelo	Material
CPC 0201	PP
CPC 0202	PP
CPC 0203	PP
CPC 0204	PP
CPC 0205	PP
CPC 0206	PP
CPC 0207	PP
CPC 0208	PP
CPC 0209	PP
CPC 0210	PP
CPC 0211	PP
CPC 0212	PP

RETA C/ RETENÇÃO



Modelo	Material
CPC-G 0201	PP
CPC-G 0202	PP
CPC-G 0203	PP
CPC-G 0204	PP
CPC-G 0205	PP
CPC-G 0206	PP
CPC-G 0207	PP
CPC-G 0208	PP
CPC-G 0209	PP
CPC-G 0210	PP
CPC-G 0211	PP
CPC-G 0212	PP

Válvulas de Retenção



UNIÃO C/ RETENÇÃO



Modelo	Material
CPU 02	PP
CPU 03	PP
CPU 04	PP
CPU 05	PP
CPU 06	PP
CPU 07	PP
CPU 08	PP
CPU 09	PP
CPU 10	PP
CPU 11	PP
CPU 12	PP

MACHO/FÊMEA C/ RETENÇÃO



Modelo	Material
CVPF 0201	PP
CVPF 0202	PP
CVPF 0203	PP
CVPF 0204	PP
CVPF 0205	PP
CVPF 0206	PP
CVPF 0207	PP
CVPF 0208	PP
CVPF 0209	PP
CVPF 0210	PP
CVPF 0211	PP
CVPF 0212	PP

MACHO/FÊMEA C/ RETENÇÃO



Modelo	Material
CVPF-G 0201	PP
CVPF-G 0202	PP
CVPF-G 0203	PP
CVPF-G 0204	PP
CVPF-G 0205	PP
CVPF-G 0206	PP
CVPF-G 0207	PP
CVPF-G 0208	PP
CVPF-G 0209	PP
CVPF-G 0210	PP
CVPF-G 0211	PP
CVPF-G 0212	PP

Obs.: QUANDO CONECTADO A MANGUEIRA O AR PASSA LIVREMENTE MAS NÃO VOLTA (SENTIDO ÚNICO)

Conexões Compactas

RETA MACHO



Modelo	Material
PC-C 0201	PP
PC-C 0202	PP
PC-C 0203	PP
PC-C 0204	PP
PC-C 0	